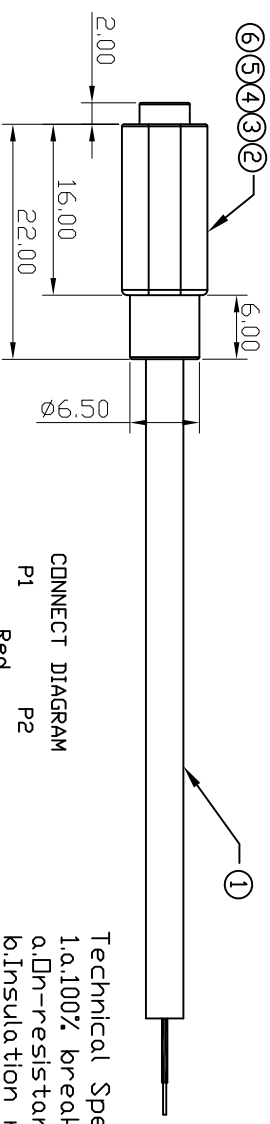
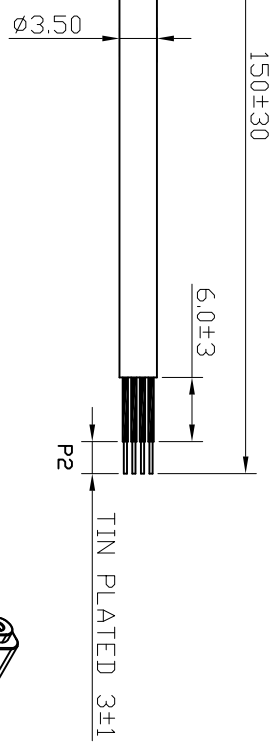
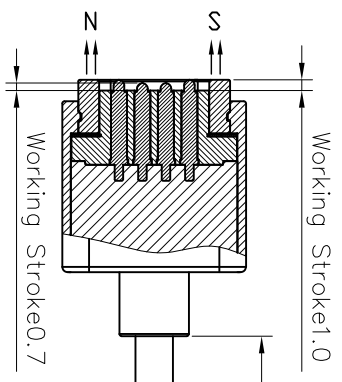
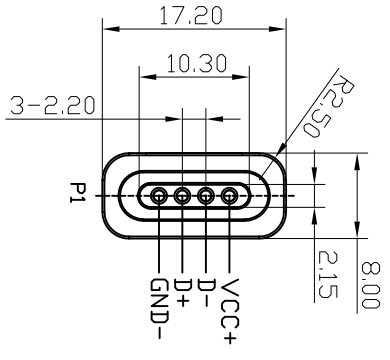
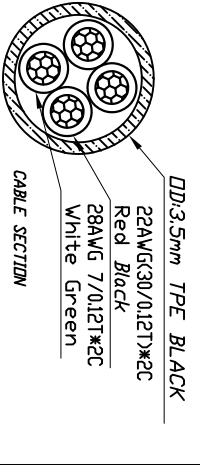
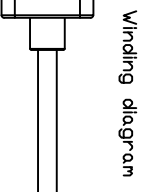


REV	ECN NO.	DETAILS	BY	DATE
1				
2				
3				



CONNECT DIAGRAM  
 P1 1 Red VCC+  
 2 White D+  
 3 Green D-  
 4 Black GND-



Item	Part Name	Q'TY	Material	Finish	Remarks
1	Wire rod	0.15m	TPE Black	.....	DD3.5
2	Internal mold	3g	LD-PE transparent	.....	.....
3	Outer mold	8g	White TPE 90A	.....	.....
4	Connector	1pcs	JDF 4Pin-1M connector	POGO PIN gold-plated 3u"	Black
5	PCB	1pcs	FR-4	JDF 4Pin-1M PCB	.....
6	Shell	1pcs	ABS	.....	Black


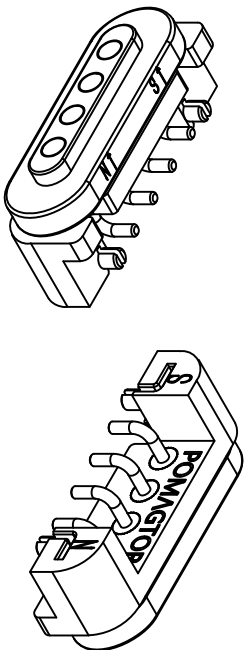
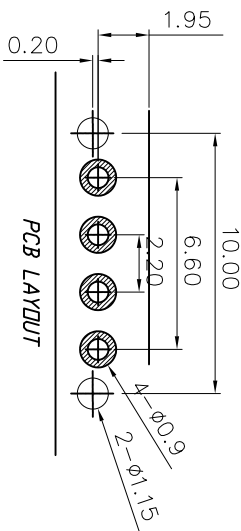
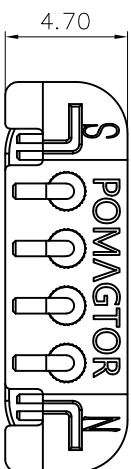
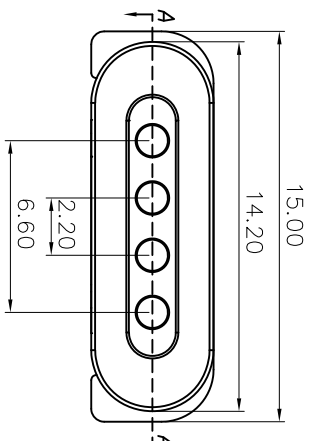
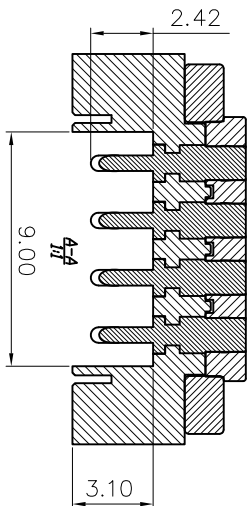
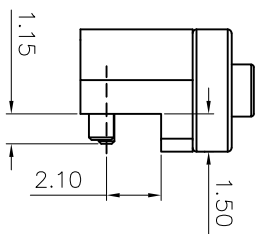
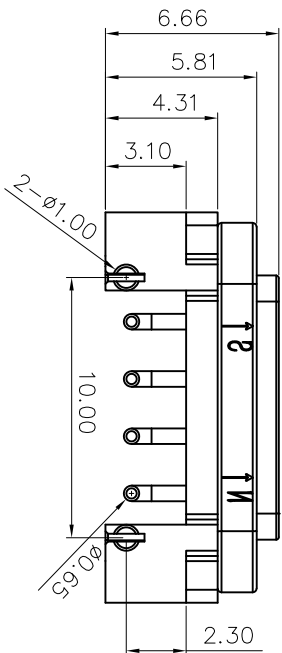
Technical Specification:  
 1.a.100% break/short test.  
 a.Dn-resistance: 0.3Ω (max).  
 b.Insulation resistance: 300V/DC 10MΩ(min).  
 2.Swing test: 200g lifting weight, ±60 degrees 30 times/min, 2000 times conduction DK.  
 3.Rated voltage (PIN contact): 5Volts  
 4.Rated current (PIN contact): 3A maximum  
 5.Working elastic single PIN:  
 1).Press stroke 0.8mm (PIN contact): 80gfMax  
 6.life test:  
 1)Press stroke 0.8mm, 10,000 times (Min)  
 7. Operating temperature range: -30~85t  
 8. is marked with "\*" as a key dimension.

\*UNLESS OTHERWISE STATED ALL DIMENSIONS ARE IN MILLIMETRES  
 LINEAR TOLERANCE:  
 X:±0.20, X±0.15, XX±0.10  
 X\*:±2°, X\*±0.5°\*\*  
 Pomagtor  
 Website:www.pomagtor.net

**POMAGTOR**  
 POGO PIN - 16 YEARS OF PROFESSIONAL  
 Magnetic connection- professional for customization

TITLE	Male magnetic wire	REV	A0	DRAWN BY	CHECKED BY	APPROVED BY
SPEC	JDF 4Pin-1M L=0.15M Black	SCALE	1	ShenYanWU	HongJunHu	dingSongde
PART NO	RD91.HHJU0211028-001	UNIT	mm	DATE	21/11/03	
VEIW ANGLE		SHEET	1 of 1			

ROHS2.0,



NOTES:  
 1.0 Rated voltage(Per Contact)5 Volts  
 2.0 Rated Current(Per Contact)3A maximum  
 3.0 Working Temperature Range: -30~85  
 4.0 1um≈40u"

\*UNLESS OTHERWISE STATED  
 ALL DIMENSIONS ARE IN  
 MILLIMETRES  
 LINEAR TOLERANCE:  
 X:±0.20, X:±0.15, XX:±0.10  
 X\*:±2°, X\*:±0.5°\*\*  
 Pomaqtor  
 Website:www.pomaqtor.net

**POGO PIN - 16 YEARS OF PROFESSIONAL  
 Magnetic connection-professional for customization**

4	Housing	1pcs	PA9T	.....	Black
3	Magnet	1pcs	N52	Nickel 5.0um min plated	.....
2	Pin	4pcs	HB159-1	Gold 0.075um min plated over 1.25~3.0um Nickel	ø1.5*7.38
1	Pin Housing	1pcs	PPT	.....	Black
Item	Part Name	Q'TY	Material	Finish	Remarks

TITLE		Magnetic connector	
SPEC		JDF 4Pin-1/F	
PART NO		RD91HHJ0211028-002	
VEIW ANGLE			
REV	A0	DRAWN BY	ShenYou
SCALE	1	CHECKED BY	HongJun
UNIT	mm	APPROVED BY	QingSong
DATE	21/11/03		
SHEET	1 of 1		

REV	ECN NO.	DETAILS	BY	DATE
1				
2				
3				