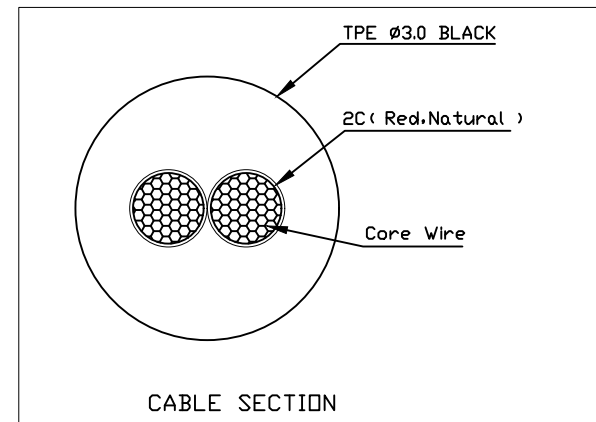
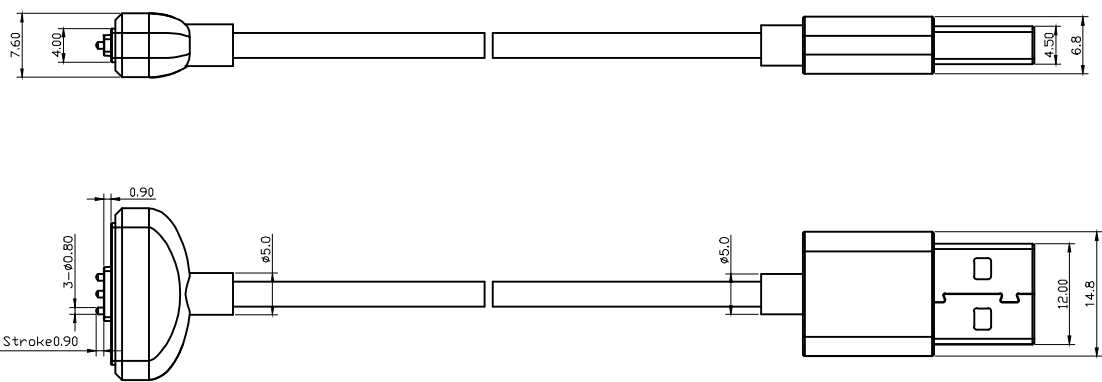
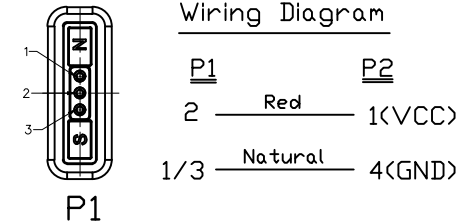
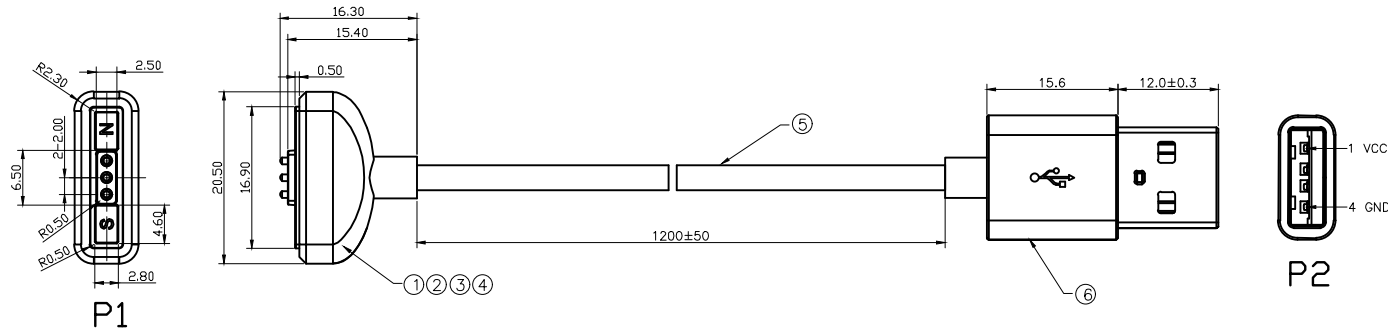


6	USB2.0 male	1pcs	PBT White+Brass+SPCC	Pin gold plating G / F
5	wire rod	1.24M	TPE BLACK	∅3.0
4	PCB	1pcs	FR-4
3	Magnet	2pcs	N52	Nickel-plated surface	4.6*2.8*3.8
2	POGO Pin	3pcs	C3604	Au0.125um Min Plated pver 1.4um min NI	∅1.5*7.8
1	Housing	1pcs	PA9T	Black plastic Is halogen-free and fireproof
Item	Part Name	Q'TY	Material	Flnish	Remarks

REV	ECN NO.	DETAILS	BY	DATE
1				
2				
3				



Skills Requirement:

1.0 Electrical Characteristics:

- 1)Rated Voltage (PIN Contact): 5Volts.
- 2)Rated Current (PIN Contact): 2A.
- 3)Insulation Resistance: 100MΩ min.
- 4)Dielectric Withstand Voltage: 100V AT 60Hz.
- 5>Contact Resistance: 30mΩ Max. Before Test And 60mΩMax. After Test.
- 6)Press Stroke 0.8mm (Per Contact): 60gfMax.
- 7)Press stroke 0.8mm, 10,000 times Min.

2.Salt Spray Test: 5% Salt Spray Concentration, Temperature 35°C, Test Time 48 Hours, No Corrosion.

3.Working Temperature Range: -30~+85°C.

4.Environmental Requirements: RoHS2.0.

5.Electroplate 1um equals 40u'

"UNLESS OTHERWISE STATED
ALL DIMENSIONS ARE IN
MILLIMETRES
LINEAR TOLERANCE:
X.±0.20 .X±0.15 .XX±0.10
X°.±2° .X°±0.5°"
Pomagtor
Website:www.pomagtor.net

POMAGTOR
POGO PIN - 16 YEARS OF PROFESSIONAL
Magnetic connection-professional for customization

TITLE	Magnetic Connecting Cable	REV	A1	DRAWN BY	CHECKED BY	APPROVED BY
SPEC	TK3P-1 To USB A/M L=1.2M	SCALE	1	HJ.H	HX.H	QS.G
PART NO	HY900.0302000120-01	UNIT	mm			
VEIW ANGLE		DATE	21/01/20			
		SHEET	1 of 1			