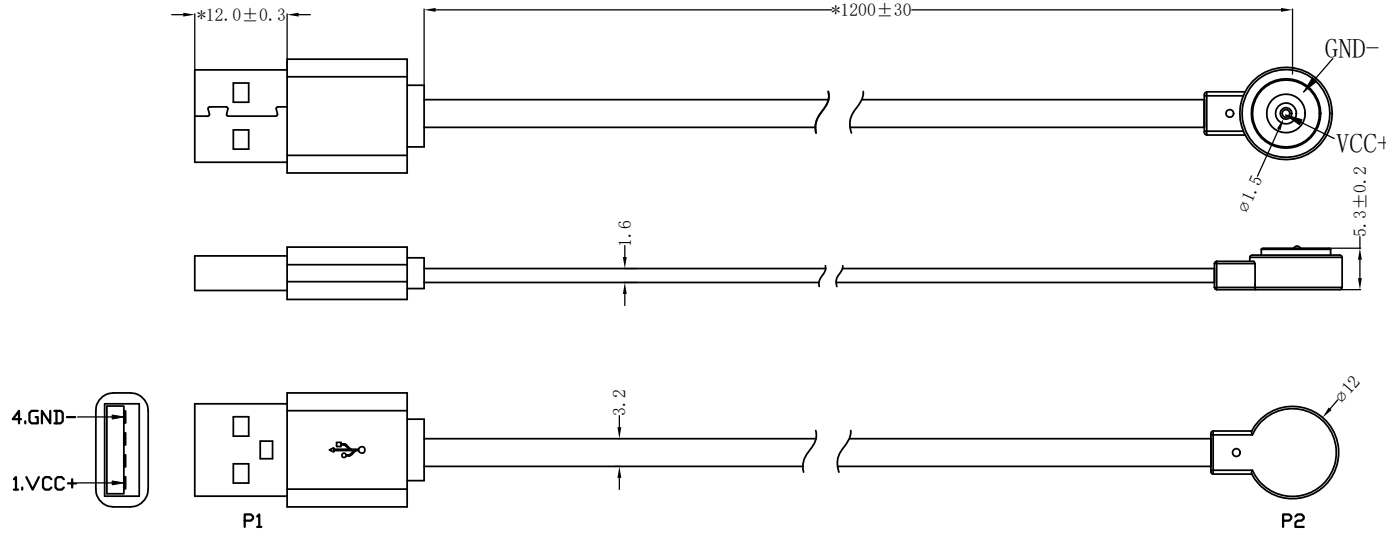
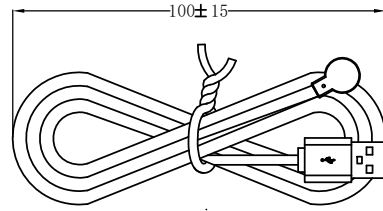
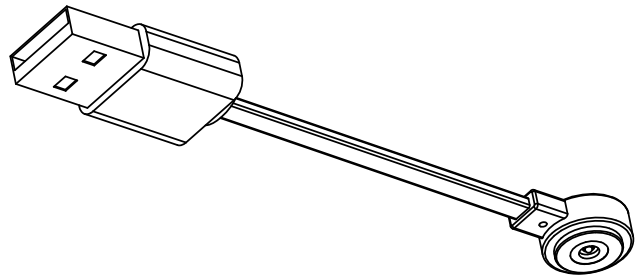


| REV | BCN NO. | DETAILS | BY | DATE |
|-----|---------|---------|----|------|
| 1 | | | | |
| 2 | | | | |
| 3 | | | | |

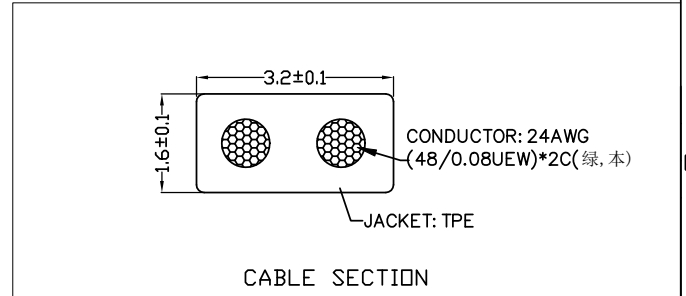


Specifications

- 100% Open/Short test.
 - ON-resistance(R on): 2 Ω (max).
 - Insulation resistance: 300V/DC 10M Ω (min).
- Swing test: 200g lifting weight, ± 60 degrees 30 times/min;PASS requirement: 2000 times
- Typical voltage (Per contact): 5V
- Typical current (Per contact): 2A max.
- Working stroke on single PIN:
 - Press stroke 1.0mm (Per contact): 40 \pm 20gf
- Life cycle test:
 - Press stroke 1.0mm, 10,000 times (Min.)
- Operating temperature range: -30~85°C
- Marked with "*" as key dimension
- Mark * size as key control size
- 1um \approx 40u"



| P1 | P2 |
|-----------|------|
| 1 natural | VCC+ |
| 4 green | GND- |



"UNLESS OTHERWISE STATED
ALL DIMENSIONS ARE IN
MILLIMETRES
LINEAR TOLERANCE:
X: ± 0.20 .X: ± 0.15 .XX: ± 0.10
X*: $\pm 2^\circ$.X*: $\pm 0.5^\circ$ "
Pomagtor
Website:www.pomagtor.net

POMAGTOR
POGO PIN - 16 YEARS OF PROFESSIONAL
Magnetic connection-professional for customization

| Item | Part Name | Q'TY | Material | Finish | Remark |
|------|-----------------------------|-------|---------------------------|--|---------|
| 5 | Connector | 1pcs | PA9T/PA46 black+C.3604 | Gold 0.125um min plated over 1.25~3.0um Nickel | |
| 4 | External Molding Plastic | 10g | TPE black | | |
| 3 | Internal Molding Plastic | 8g | PE Transparent | | |
| 2 | USB2.0 Plug | 1pcs | White+Brass+SPCC | Pin Gold Plating G/F, Iron Shell Nickel Plating | |
| 1 | Cable | 1.21m | TPE black | | 1.6*3.2 |

| TITLE | Magnetic Connecting Cable | REV | A0 | DRAWN BY | CHECKED BY | APPROVED BY |
|---------------|------------------------------|-------|----------|-------------|---------------|----------------|
| SPEC | USB A/M TO DL-2P/M L=1.2M | SCALE | 1 | ZQ | | |
| PART NO | *** | UNIT | mm | | | |
| VEIW ANGLE | | DATE | 21/04/21 | | | |
| | | SHEET | 1 of 1 | | | |